

M/V MALASPINA

Vessel Configuration

Length: 408'
Gross Tonnage: 2,928
Service Speed: 16.5 knots
Built by: Puget Sound Bridge & Dry Dock
Cost: \$11.5 million
(\$5 million original cost plus \$6.5 million to stretch)
Began Service: 1963

Capacities

Passengers: 500
Vehicles: 87 standard

Facilities

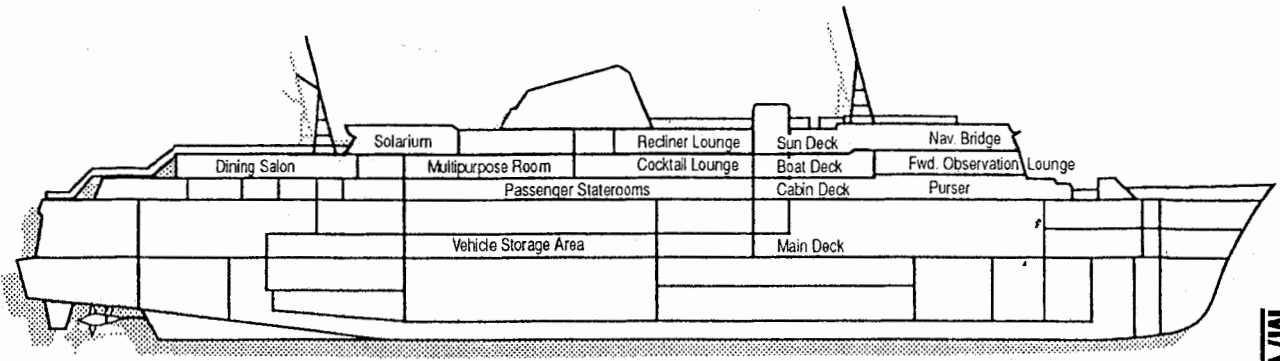
Cabins: Yes
Cafeteria: Yes
Disabled General Access: Yes
Elevator: Yes
Luggage lockers: Yes (moderate size)
Public Showers: Yes
Solarium: Yes

Restrictions

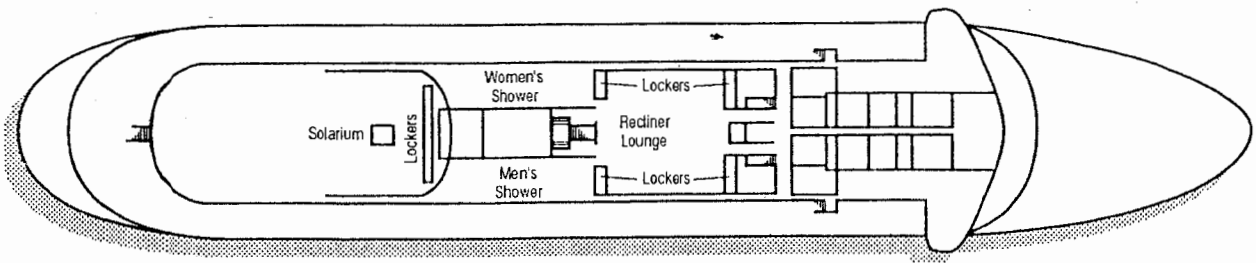
Max. veh. weight: 35 tons
Max. veh. length: 70'
Max. veh. height: 13'6"
Max. veh. width: 14'

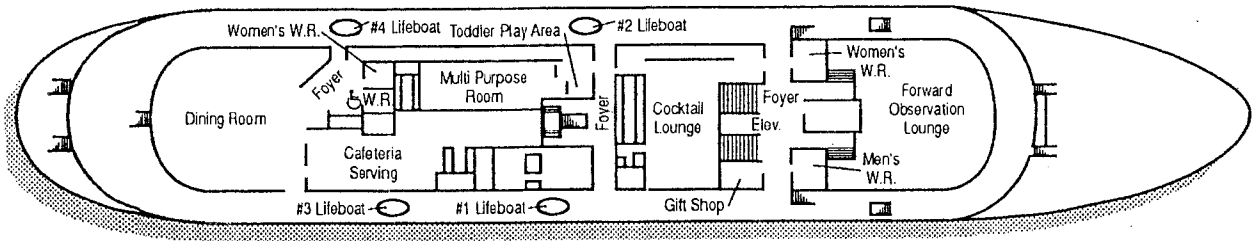
Cabins

1 - Wheelchair Accessible Cabin: _____ 109 (2 Berth Outside)
6 4-Berth/Sitting Rm: _____ 101-103; 105-107
2 - 4 Berth Outside: _____ 113-114
6 - 4-Berth Inside: _____ 135-136; 165-166; 169-170;
181-182
2 - 2-Berth Outside: _____ 111-112
24 - 2-Berth Inside: _____ 115-116; 119-120; 123-124;
127-128; 131-132; 139-140;
143-144; 147-148; 151-152;
155-156; 159-160; 161-162
32 - Day Room: _____ 117-118; 121-122; 125-126;
129-130; 133-134; 137-138;
141-142; 145-146; 149-150;
153-154; 157-158; 163-164;
167-168; 171-172; 175-178



MV MALASPINA





MV MALASPINA

